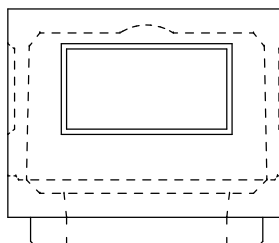
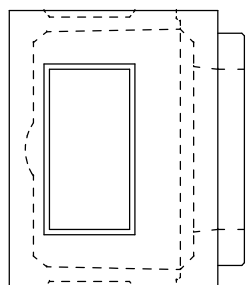


※穴位置は、外側から見た図とする

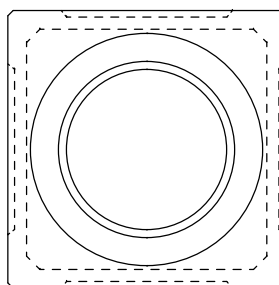
①



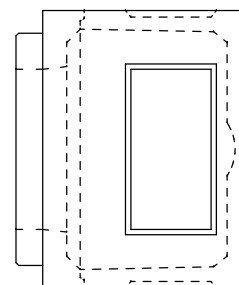
②



①



④

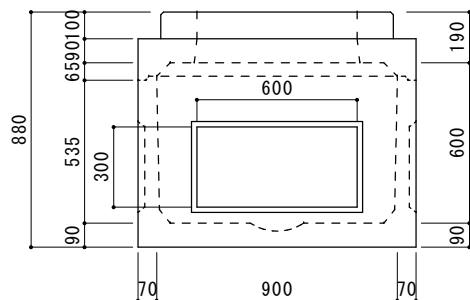
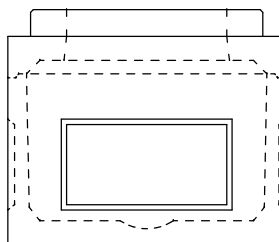


②

④

③

③



配管用穴あけ適用  
(ハンドホールネクタ対応)

|        |                 |  |
|--------|-----------------|--|
| ③      | φ 55mm (FEP30)  |  |
| ④      | φ 65mm (FEP40)  |  |
| ⑤      | φ 75mm (FEP50)  |  |
| ⑥      | φ 100mm (FEP65) |  |
| ⑧      | φ 110mm (FEP80) |  |
| 合計 (個) |                 |  |